



Thriving Communities for a Better Southern Nevada

January 10, 2020
Las Vegas, Nevada

Chancellor Richard A. Carranza
New York City Department of Education

New York City Department of Education
Early Childhood Care & Education Overview



Who we serve...



NYCDOE At A Glance




- 1,840 schools
- 1,135,334 students


Race / ethnicity:

- 41.5 % Latino/a
- 26.0 % Black
- 16.1 % Asian
- 15.0 % White

- 46 Districts
- 46 Superintendents
- 9 Executive Superintendents
- 80,000 Teachers
- 152,000 employees
- \$32.3 Billion dollar budget
- \$45 Billion dollar portfolio of real estate



Early Childhood Education in New York City

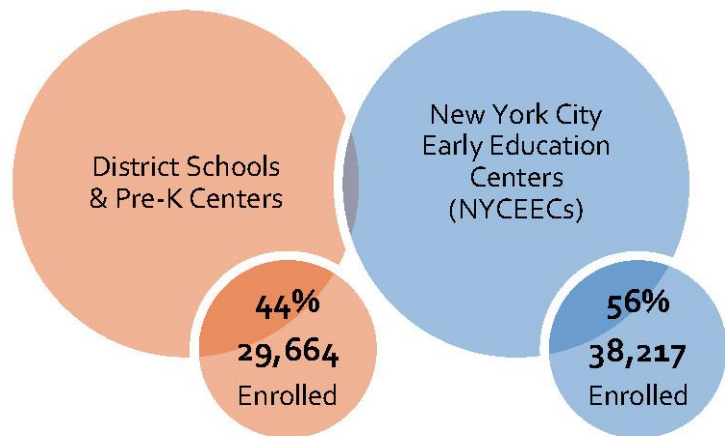


Pre-K Overview

Since Pre-K for All launched in 2014, **New York City has more than tripled the number of children in free, full-day, high-quality pre-K.**

- The expansion focused not only on increasing **access**, but also on investing in **quality instruction** and **family engagement**.
Today, nearly **70,000 four-year-olds are enrolled in pre-K**, up from approximately 19,000 before Pre-K for All.
- Enrollment is high across every community, with **high participation among low-income families**.

Mixed Delivery Model & Basic Features



This pre-K settings data is from the 2017-18 school year.

- **Full-Day:** 6 hours and 20 minutes; 180 days
- **Class size:** 18 students: 2 adults; 19-20 students: 3 adults

Pre-K Student Demographics

2018-19 SCHOOL YEAR		
Ethnicity	Pre-K FD Total	Pre-K FD %
Hispanic	25,557	38%
Black	14,571	21%
Asian	11,985	18%
Multi-Racial	1,561	2%
White	13,478	20%
Native American	728	1%
No Info	6	0%
	67,886	

Benefits of Early Childhood Education

- A child's year in pre-K is a unique opportunity for learning—90% percent of brain growth in children occurs by the age of five.
- High-quality pre-K helps to make sure children are **prepared for kindergarten** and have a **strong start in school and life**.
- Studies show that **early education improves educational performance throughout a child's life**.
- Our full-day, high-quality programs are **free**, saving families an average of \$10,000 a year on child care costs.

Pre-K for All Model

Programs receive supports grounded in the Early Childhood Framework for Quality (EFQ):

- **On-site support visits** provided by 146 Instructional Coordinators and 140 Social Workers
- In-person **professional learning** sessions for leaders and teachers
- Interdisciplinary **Instructional Units** grounded in the New York State Prekindergarten Foundation for the Common Core
- **Family Engagement supports**, including resources on social-emotional development, extending learning into the home, and successful transitions into and out of pre-K
- Operations analysts focused on **administrative supports**, like budgeting and contracts

Quality Outcomes

- **Independent research & parent surveys reflect high family satisfaction.**
 - 98% of pre-K parents were satisfied with how teachers helped their children adjust to pre-K
 - 92% of families surveyed rated their program as excellent or good
- **CLASS and ECERS-R program assessments are comparable to other high performing pre-K programs.**

2019 NYS Grade 3 Test Results for Pre-K for All Students

- 2018-2019 represents the first year that grade 3 test-takers were in Universal Pre-K
- Students enrolled in Universal Pre-K and tested in 3rd grade: **44,800**
- Students NOT enrolled in Universal Pre-K and tested in 3rd grade: **39,600**
- Overall, we see promising signs for 3rd grade test-takers:
 - **Highest proficiency of any grade**
 - **Largest increase in ELA**
 - **Pre-K for All students outperform** students who were not in Pre-K for All
 - ELA: 2.8 points higher than non Pre-K for All
 - Math: 1.1 points higher than non Pre-K for All

2019 NYS Grade 3 Test Results for Pre-K for All Students

Show a Narrowing of the Opportunity Gap

- Largest differences in proficiency between students that **did** and *did not* attend Pre-K for All were among Asian, Black, Latino, Students Living in Poverty (SLP), and current Multilingual Learners (ELL):

Overall: PK for All 2.8% higher in ELA; 1.1% higher in math

- Asian: PK for All 5.2% higher in ELA; 3.5% higher in math
- Black: PK for All 6.4% higher in ELA; 6.5% higher in math
- Latino: PK for All 7.2% higher in ELA; 6.2% higher in math
- SLP: PK for All 5.3% higher in ELA; 3.3% higher in math
- Current MLL: PK for All 3.7% higher in ELA; 3.0% higher in math
- **Narrowing of gaps** among Black and Latino students and their White peers in Pre-K for All
 - White-Black gap: 5.3 points narrower in ELA and 6.8 points narrower in math
 - White-Latino gap: 6.0 points narrower in ELA and 6.5 points narrower in math

Adding yet another grade...3-K



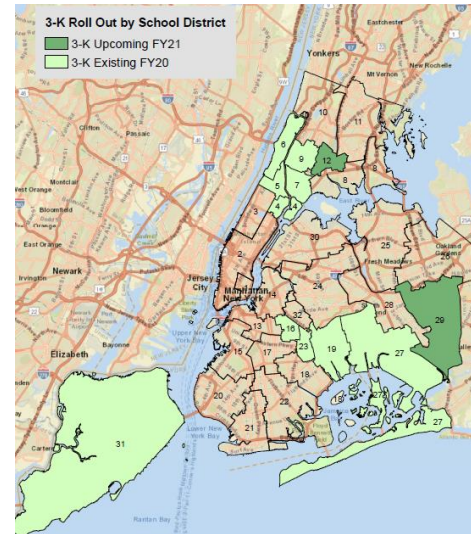
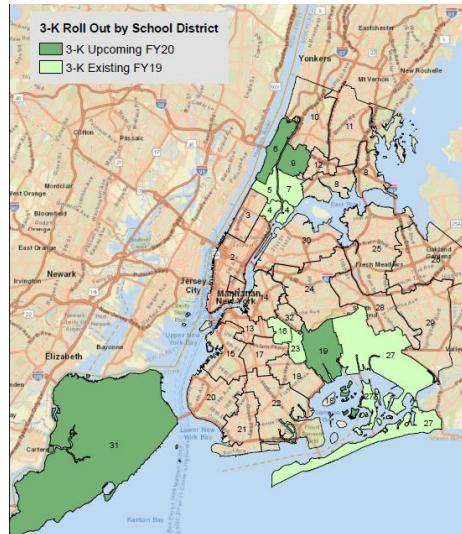
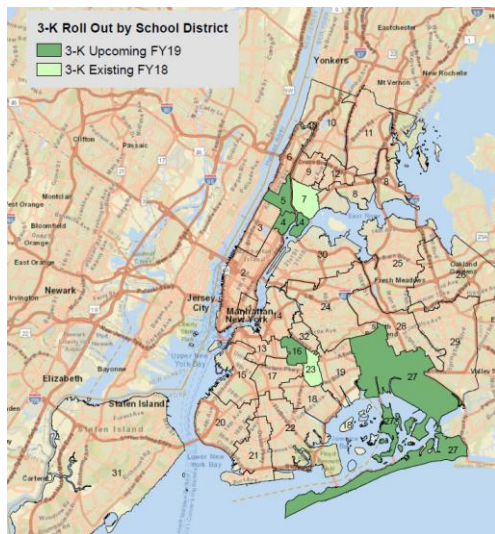
3-K for All Overview

Building on the success of Pre-K for All, **3-K for All launched in 2017** to bring free, full-day, high-quality early education to three-year-olds in New York City.

- Just as with Pre-K for All, 3-K for All is offered in **district schools, DOE 3-K/Pre-K Centers, and community based organizations.**
- 3-K for All is a critical investment because of the **research-proven benefits** of two years of high-quality preschool.
- 3-K for All is part of a broader effort to **strengthen a continuum of early care and education** programs for New York City children.

3-K for All Expansion

- In Fall 2017, 3-K for All launched in the first two school districts. By Fall 2020, 3-K will expand to serve children in 14 school districts across all five boroughs.
- The 3-K for All districts were selected with the goal of reaching all five boroughs, as well as community need, space, and the ability to build on substantial Equity and Excellence for All educational investments in these communities.



Investment

- Pre-K for All is primarily State grant-funded, with NYC supplementing to cover program costs. The total cost is \$823 million (66% state, 34% city).
- For the 2019-20 school year, 3-K for All costs \$173 million across 12 districts.

Promoting Awareness

- The Outreach Team consists of **50+ Enrollment Specialists** who help families navigate information to identify early childhood options that meet their needs.
 - Speak **over 15 languages**
 - Cover **all 5 boroughs**, tailoring outreach strategies to each community
 - Serve as regular **points of contact** for families





Pre-K For All Photos





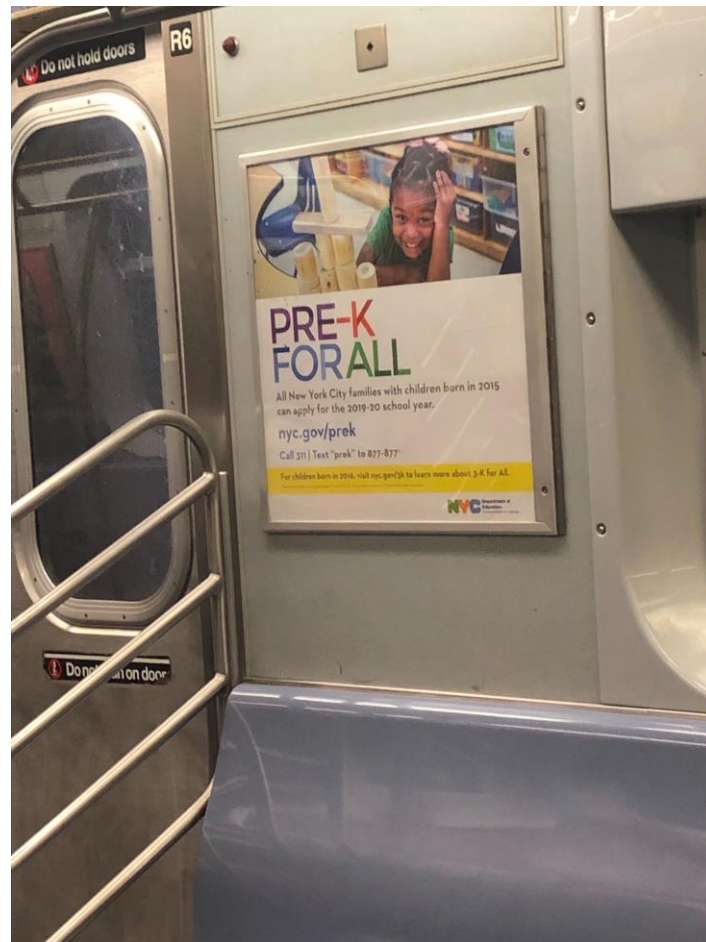

Pre-K For All Photos



Promoting Awareness

- Citywide ad campaigns to **amplify awareness** of early childhood programs
- Social media, radio, newspaper, and outdoor ads (subway, bus shelter, park banners, store-front, & taxis)
- Ads run in **all 10 DOE languages**: Arabic, Bengali, Chinese, English, French, Haitian Creole, Korean, Russian, Spanish, and Urdu





Our new scope of work...

- Serving over **100,000 children** from birth through five in high-quality programs
- Supporting teachers and leaders in hundreds of **CBOs and elementary schools**, as well as thousands of **home-based providers**
- Over **1,200 professionals** dedicated to improving outcomes for children and families

Questions & Discussion



Thank you!